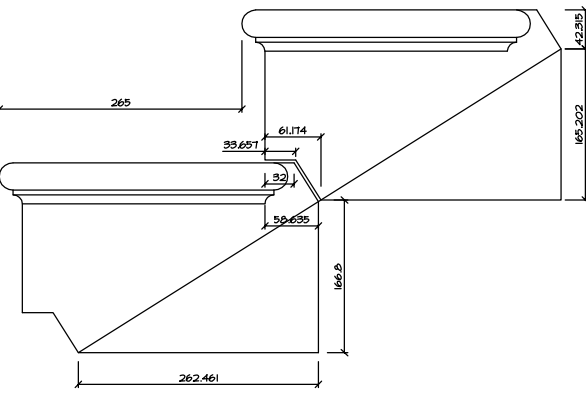
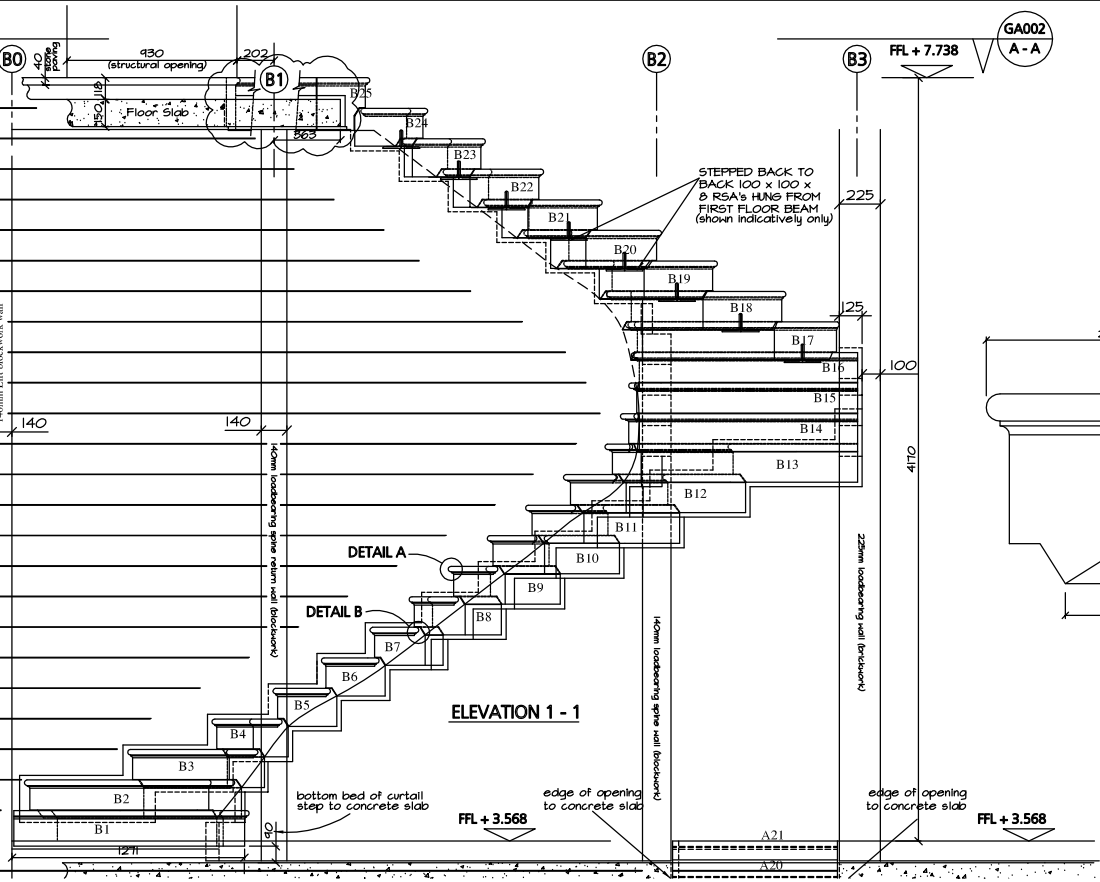


# Ground Floor

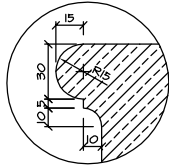
dimensions : overall

dimensions : riser to riser

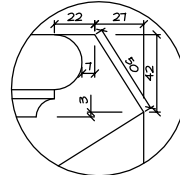
B25	208
B24	208
B23	208
B22	208
B21	208
B20	208
B19	208
B18	208
B17	208
B16	208
B15	208
B14	208
B13	208
B12	208
B11	208
B10	208
B9	208
B8	208
B7	208
B6	208
B5	208
B4	208
B3	208
B2	208
B1	208
A21	145



Side Elevation @ 1:2

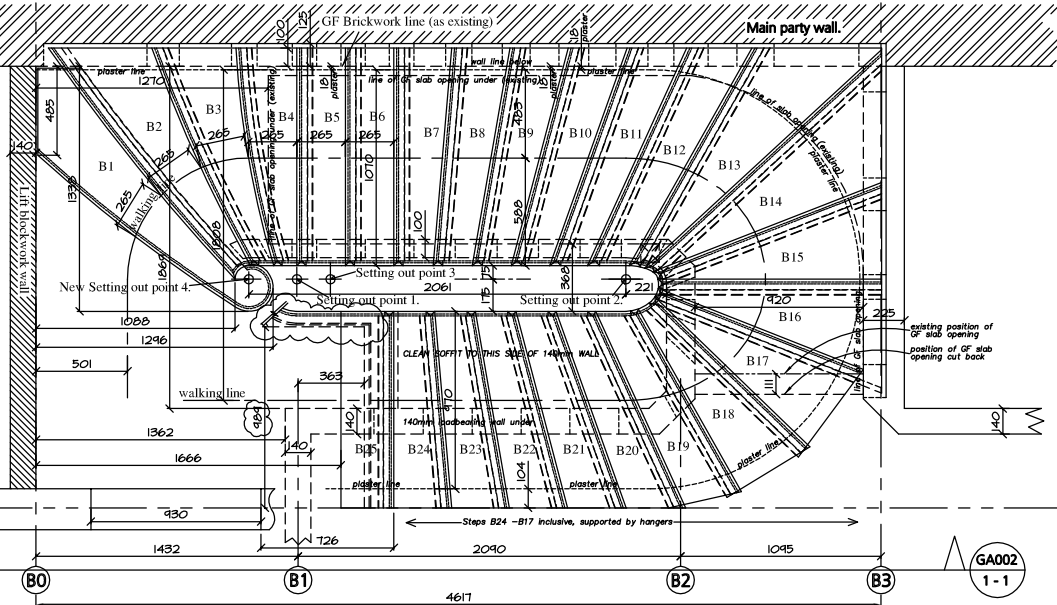


SIDE ELEVATION DETAIL A @ 1:1



SIDE ELEVATION DETAIL B @ 1:1

PLAN A - A



**KEY PLAN**

**NOTE:**  
ALL FIXINGS TO BE STAINLESS STEEL UNLESS STATED OTHERWISE.  
DWGS TO BE READ IN CONJUNCTION WITH ARCHITECTS DWGS

All stone beds and joints to be 3mm except where stated.

All dimensions/details clouded as such to be confirmed.

Dimension styles:

40 Cross overall sizes including joints.

40 Net stone sizes

Revised detail

Stone type: PORTLAND

This drawing to be read in conjunction with drawing nos : BW003

---

DRAWING CREATED BY

**stewart design (uk) limited**

Tel: +44 (0) 1865 811500 Fax: +44 (0) 1865 811700  
e-mail: design@stewartdesign.co.uk website: www.stewartdesign.co.uk

REV	DATE	AMENDMENT
A	26.06.00	Bottom step added back in, 2 No Steps added at lower level Upper level steps adjusted Setting out points updated
B	06.07.00	Curial step scroll amended, curved wall at half way point omitted and treals extended.
C	26.07.00	New slab positions updated, Stone facing to slab at wall end added - (first floor)

Issued for

As Built  
 Information  
 Site

**COPYRIGHT**  
Not to be reproduced without written permission

**PROJECT**  
41 Upper Brook Street  
Mayfair  
London

**DRAWING TITLE**  
STONEMASONRY  
New stair layout  
Ground Floor Level  
Stone stair details.

**APS Masonry**  
AXTELL PERRY SYMM MASONRY LIMITED  
OSNEY MEAD, OXFORD, OX2 0BQ  
TEL: (01865) 254600  
FAX: (01865) 254617  
E-mail: Dene@APSMasonry.com

DRAWN BY JPS checked by AGM  
SCALE 1:10 @ A0  
DATE 5th June 2000  
DRAWING No. X036 DWG No. GA002 REV C

GA002  
1-1