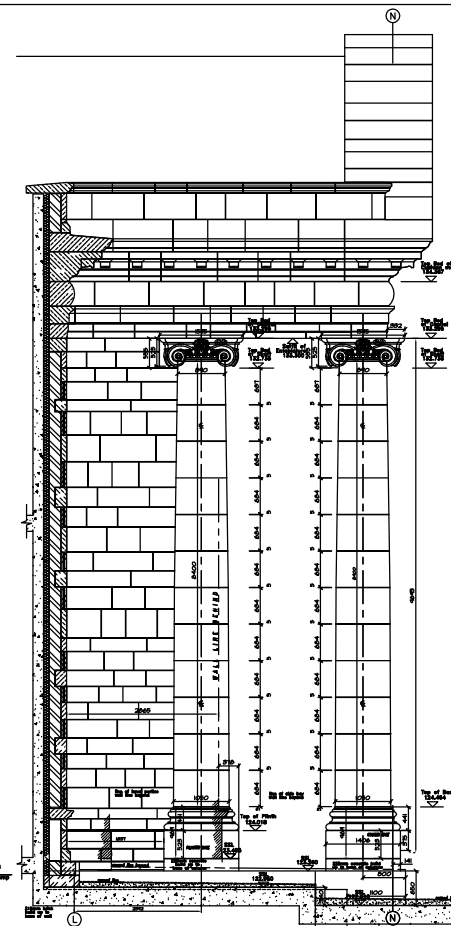
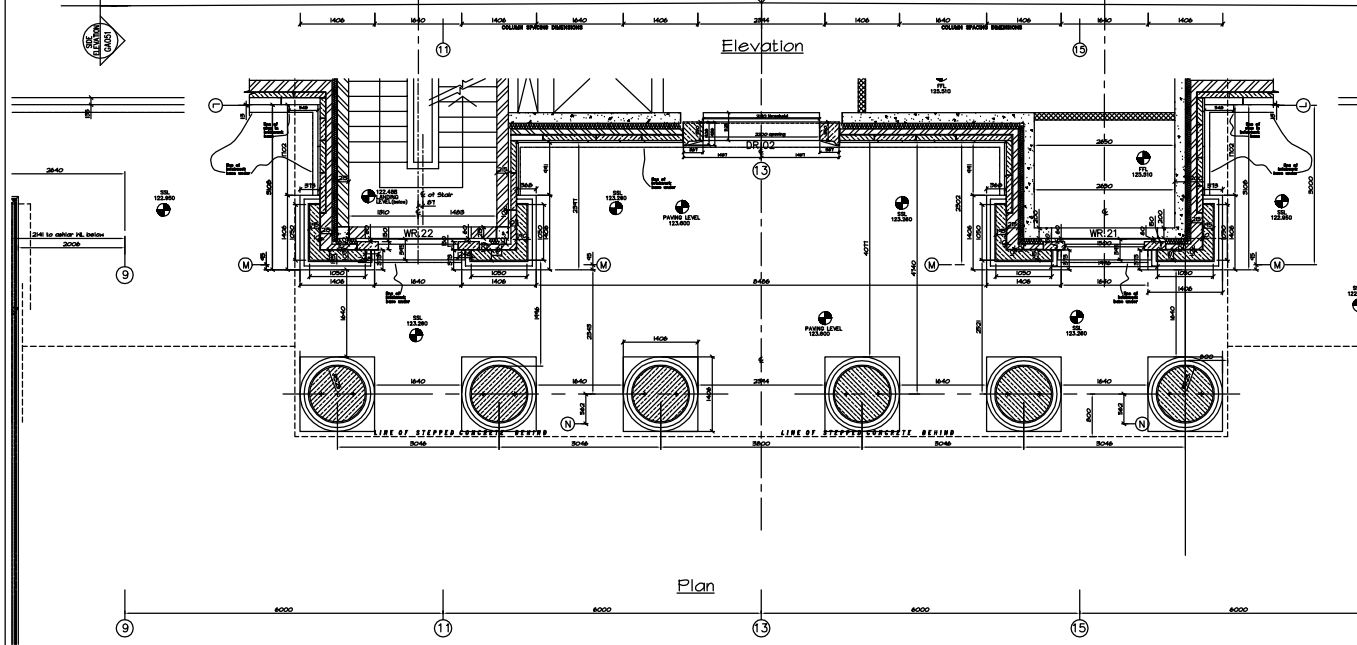


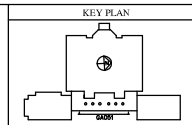
Elevation



Side Elevation

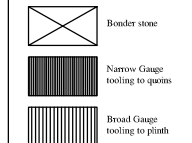


Plan



NOTE:
ALL FIXINGS TO BE STAINLESS STEEL
UNLESS STATED OTHERWISE
DWGS TO BE READ IN CONJUNCTION
WITH ARCHITECT'S DWGS.
All stone beds and joints to be 5mm

Dimension styles:
40 Cross overall sizes including joints
40 Net stone sizes



Mortar Mix: To be as specification
Stone type: MASSANGIS

DRAWING BY

stewart design (uk) limited
Tel: +44 (0) 1608 811200 Fax: +44 (0) 1608 811700
e-mail: info@stewartdesign.co.uk
web site: www.stewartdesign.co.uk

REV	DATE	AMENDMENT
C	31.03.03	AS BUILT ISSUE
B	28.02.02	Steps and Paving updated.
	15.01.02	Column detail added.
	20.11.01	Square bases to columns added. Step detail added. Copying detail to Post Panthen & Service wing added.
	30.10.01	Column cap stone numbers added. General updates as per referenced & marked up dwgs.
A	03.09.01	Doorway DR.02 Hood & Dove surround masonry corrected. Apron added to windows WR.21, WR.22, and WBI.28. Head amended to windows WR.21 & 22. Plinth modelling to High Level. Cornice updated. Polychrome pointing added. Column finings added.

DRAWING STATUS BOX

A= Approved
 B= Approved subject to comments
 C= Revisé drawing to comments and reissue:
(Status to be completed by Architect before return)

ISSUED FOR

As Built
 Information
 Site

COPYRIGHT
Not to be reproduced without written permission

PROJECT

DRAWING TITLE
Columns and Pilasters
Pentico East Elevation
Gridlines 1-15
Elevations, and Plans.

DRAWN BY JPS
SCALE 1:25, 1:2 @ A0
DATE 06/08/01
DRAWING No. XS050 GA051